

























RACE DESIGNS & APPLICATIONS

MANUFACTURER OF CONSTANT VELOCITY DRIVEAXLE COMPONENTS
1500 11TH AVENUE ROCKFORD, ILLINOIS 61104
PHONE (815) 962-1411 FAX (815) 962-4857

**GENUINE
ROCKFORD
CONSTANT VELOCITY**




















**161-018
to
166-068**

<p>161-018 -OUTBOARD INNER RACE 1986-1994 Honda Four Trax 1987-1994 Yamaha Big Bear 1987-1994 Yamaha Kodiak 1987-1994 Yamaha Timberwolf</p>  <p>Radius track with internal snap ring groove.</p> <p>Side View </p>	<p>165-018 -OUTBOARD INNER RACE 1985-1989 Chevrolet Spectrum 1984-1987 Honda Civic 1985-1989 Isuzu I-Mark 1990-1994 Mazda 323 1989-1993 Mazda Miata 1992-1995 Mazda MX3 1985-1986 Nissan Pulsar 1985-1986 Nissan Sentra 1991-1994 Toyota Tercel</p>  <p>Radius track with internal-bottom snap ring groove.</p> <p>Side View </p>
<p>161-068 -INBOARD INNER RACE 1986-1994 Honda Four Trax 1987-1994 Yamaha Big Bear 1987-1994 Yamaha Kodiak 1987-1994 Yamaha Timberwolf</p>  <p>Double-offset design with external snap ring. (No Groove)</p>	<p>165-018A -OUTBOARD INNER RACE <i>(Used for Conversions)</i> 165-018 Race W/163-018 Splines</p>  <p>Radius track with internal snap ring groove.</p> <p>Side View </p>
<p>163-018 -OUTBOARD INNER RACE 1987-1989 Chevrolet Spectrum 1990-1993 Geo Storm 1987-1989 Isuzu I-Mark 1990-1993 Isuzu Stylus</p>  <p>Radius track with internal snap ring groove.</p> <p>Side View </p>	<p>166-018 -OUTBOARD INNER RACE 1985-1994 Nissan Maxima 1986-1992 Nissan Stanza</p>  <p>Radius track with internal-bottom snap ring groove.</p> <p>Side View </p>
<p>164-018 -OUTBOARD INNER RACE 1983-1996 Dodge Colt 1989-1996 Eagle Summit 1985-1996 Mitsubishi Mirage 1982-1990 Nissan Pulsar 1982-1990 Nissan Sentra 1983-1986 Plymouth Champ</p>  <p>Radius track with internal-bottom snap ring groove.</p> <p>Side View </p>	<p>166-018A -OUTBOARD INNER RACE 1987-1995 Nissan Hardbody 1992-1994 Nissan Maxima 1987-1995 Nissan Pathfinder</p>  <p>Radius track with internal-bottom snap ring groove.</p> <p>Side View </p>
<p>164-018A -OUTBOARD INNER RACE <i>(Used for Foreign Applications)</i> Peugeot 306</p>  <p>Radius track with internal-bottom snap ring groove.</p> <p>Side View </p>	<p>166-018B -OUTBOARD INNER RACE <i>(Used for Conversions)</i> 166-018 Race W/626-018 Splines</p>  <p>Radius track with internal-bottom snap ring groove.</p> <p>Side View </p>
<p>164-018B -OUTBOARD INNER RACE <i>(Used for Conversions)</i> 164-018 Race W/213-018 Splines</p>  <p>Radius track with internal-bottom snap ring groove.</p> <p>Side View </p>	<p>166-068 -INBOARD INNER RACE 1983-1987 Dodge Conquest 1983-1987 Mitsubishi Starion 1984-1989 Nissan 300 ZX 1993-1996 Nissan Altima 1990-1995 Nissan Hardbody 1985-1994 Nissan Maxima 1990-1995 Nissan Pathfinder 1986-1992 Nissan Stanza</p>  <p>Double-offset design with external snap ring. (No Groove)</p>

Races

**GENUINE
ROCKFORD
CONSTANT VELOCITY**





















**166-068A
to
178-068A**

<p>166-068A -INBOARD INNER RACE 1989-1994 Nissan Maxima 1989-1989 Nissan Stanza</p>  <p>Double-offset design with external snap ring. (No Groove)</p>	<p>176-018 -OUTBOARD INNER RACE 1990-1991 Lexus ES250 1986-1995 Toyota 4 Runner 1988-1993 Toyota Camry 1988-1993 Toyota Celica 1986-1995 Toyota Pickup 1991-1997 Toyota Previa 1993-1998 Toyota T100</p>  <p>Radius track with internal-bottom snap ring groove.</p> <p>Side View </p>
<p>166-068B -INBOARD INNER RACE 1988-1991 Mazda 929</p>  <p>Double-offset design with external snap ring. (No Groove)</p>	<p>176-068 -INBOARD INNER RACE 1990-1991 Lexus ES250 1988-1993 Toyota Camry 1988-1990 Toyota Celica 1991-1997 Toyota Previa</p>  <p>Crossgroove design with external snap ring. (No Groove)</p>
<p>170-018 -OUTBOARD INNER RACE <i>(Used for Foreign Applications)</i> Mitsubishi</p>  <p>Radius track with internal-bottom snap ring groove.</p> <p>Side View </p>	<p>178-018 -OUTBOARD INNER RACE 1995-1998 Ford Explorer 1992-1996 Lexus ES300 1997-1998 Mercury Mountaineer 1993-1998 Mercury Villager 1993-1998 Nissan Quest 1995-1996 Toyota Avalon 1992-1996 Toyota Camry</p>  <p>Radius track with internal-bottom snap ring groove.</p> <p>Side View </p>
<p>174-018 -OUTBOARD INNER RACE 1980-1987 AMC Eagle</p>  <p>Radius track with internal-bottom snap ring groove.</p> <p>Side View </p>	<p>178-018A -OUTBOARD INNER RACE Version of 178-018 - The distance across the balls is .010 smaller. Used on some applications when the joint cannot be assembled using 178-018 because it is tight.</p>  <p>Radius track with internal-bottom snap ring groove.</p> <p>Side View </p>
<p>175-018 -OUTBOARD INNER RACE 1983-1987 Dodge Conquest 1982-1986 Dodge Ram 1983-1986 Mitsubishi Montero 1983-1986 Mitsubishi Pickup 1983-1987 Mitsubishi Starion 1984-1989 Nissan 300 ZX 1983-1986 Nissan 720 1979-1990 Toyota Land Cruiser 1979-1985 Toyota Pickup, Truck</p>  <p>Radius track with internal-bottom snap ring groove.</p> <p>Side View </p>	<p>178-068 -INBOARD INNER RACE 1992-1996 Lexus ES300 1995-1996 Toyota Avalon 1992-1996 Toyota Camry</p>  <p>Crossgroove design with external snap ring. (No Groove)</p>
<p>175-018A -OUTBOARD INNER RACE 1988-1991 Mazda 929</p>  <p>Radius track with internal-bottom snap ring groove.</p> <p>Side View </p>	<p>178-068A -INBOARD INNER RACE 1990-1991 Toyota Camry</p>  <p>Crossgroove design with external snap ring. (No Groove)</p>

Races

**GENUINE
ROCKFORD
CONSTANT VELOCITY**

**178-068B
to
185-018A**

<p>178-068B -INBOARD INNER RACE 1993-1998 Mercury Villager 1993-1998 Nissan Quest</p>  <p>Double-offset design with external snap ring. (No Groove)</p>	<p>184-018 -OUTBOARD INNER RACE 1976-1983 Datsun 310, F10 1979-1991 Dodge Colt, Champ, Colt Vista 1975-1983 Honda Accord, Civic, Prelude 1987-1989 Hyundai Excel 1981-1989 Mazda 323, GLC 1987-1994 Mercury Capri, Tracer 1983-1989 Mitsubishi Cordia, PreciS, Tredia 1980-1989 Subaru FWD, Hatchback GL 1986-1995 Suzuki Samari</p>  <p>Radius track with internal snap ring groove.</p> <p>Side View </p>
<p>181-018 -INBOARD INNER RACE <u>(Used for Foreign Applications)</u> Ford Festiva MT Found in Latin America</p>  <p>Radius track with internal snap ring groove.</p> <p>Side View </p>	<p>184-018A -OUTBOARD INNER RACE 1973-1975 Honda Civic</p>  <p>Radius track with internal-bottom snap ring groove.</p> <p>Side View </p>
<p>182-018 -OUTBOARD INNER RACE 1998-1998 Chevrolet Metro 1987-1988 Chevrolet Sprint, Firefly 1988-1992 Diahatsu Charade 1989-1993 Ford Festiva 1989-1997 Geo Metro 1984-1986 Honda Civic 1988-1989 Mazda 323 1984-1990 Nissan Micra (Canada) 1989-1994 Suzuki Swift</p>  <p>Radius track with internal snap ring groove.</p> <p>Side View </p>	<p>184-068 -INBOARD INNER RACE 1979-1995 Domestic Imports 1973-1987 Honda Accord, Civic, Prelude 1987-1994 Hyundai Excel, Scoupe 1985-1993 Isuzu I-Mark, Stylus 1981-1993 Mazda GLC, Miata 1987-1993 Mitsubishi Cordia, PreciS, Tredia 1976-1986 Nissan 310, Pulsar, Sentra 1982-1998 Subaru Hback, Legacy, Loyale 1989-1995 Suzuki Sidekick</p>  <p>Double-offset design with external snap ring. (No Groove)</p>
<p>182-018A -INBOARD INNER RACE <u>(Used for Aftermarket Housings)</u> Kia Pride 182-018 Race W/621-018 Splines Converts GCK Aftermarket Joints</p>  <p>Radius track with internal snap ring groove.</p> <p>Side View </p>	<p>184-068A -INBOARD INNER RACE <u>(Used for Conversions)</u> 184-068 Race W/194-068 Splines</p>  <p>Double-offset design with external snap ring. (No Groove)</p>
<p>182-068 -INBOARD INNER RACE 1989-1993 Ford Festiva 1988-1989 Mazda 323 1984-1990 Nissan Micra (Canada) 1988-1988 Subaru Justy 1989-1994 Suzuki Swift</p>  <p>Double-offset design with external snap ring. (No Groove)</p>	<p>185-018 -OUTBOARD INNER RACE 1981-1983 Honda Accord 1983 Honda Prelude</p>  <p>Half radius half flat track.</p> <p>Side View </p>
<p>183-018 -OUTBOARD INNER RACE 1989-1992 Dodge Colt 1991-1992 Eagle Summit 1989-1995 Geo Storm, Tracker 1990-1997 Hyundai Accent, Excel, Scoupe 1990-1993 Isuzu Stylus 1995-1996 Mazda Protege 1990-1993 Mitsubishi Mirage, PreciS 1985-1998 Subaru Legacy, Loyale, XT 1989-1995 Suzuki Sidekick, Swift</p>  <p>Radius track with internal snap ring groove.</p> <p>Side View </p>	<p>185-018A -OUTBOARD INNER RACE 1984 Honda Civic</p>  <p>Half radius half flat track.</p> <p>Side View </p>

Races

**GENUINE
ROCKFORD
CONSTANT VELOCITY**

**185-018B
to
188-018C**

185-018B -OUTBOARD INNER RACE
1981 Honda Accord



Half radius
half flat track.

Side View 

186-068 -INBOARD INNER RACE
(Used for Conversions)
184-068 Race W/186-58 Splines




Double offset design
with external snap
ring. (No Groove)

Side View 

186-018 -OUTBOARD INNER RACE
1983-1985 Honda Accord
1984-1991 Honda Civic
1984-1987 Honda Prelude



Half radius
half flat track.

Side View 

187-018 -OUTBOARD INNER RACE
1986-1993 Acura Integra
1985-1989 Honda Accord
1985-1989 Honda Prelude



Half radius
half flat track.

Side View 

186-018A -OUTBOARD INNER RACE
1984-1991 Honda Civic



Half radius
half flat track.

Side View 

188-018 -OUTBOARD INNER RACE
1986-1993 Acura Integra
1985-1989 Honda Accord
1985-1989 Honda Prelude



Half radius
half flat track.

Side View 

186-018B -OUTBOARD INNER RACE
(Used for Foreign Applications)
186-018 Race W/Full Radius Ball Track
Found in Canada



Full radius track
with internal snap
ring groove.

Side View 

188-018A -OUTBOARD INNER RACE
1990-1991 Honda Civic



Half radius
half flat track.

Side View 

186-018C -OUTBOARD INNER RACE
(Used for Conversions)
186-018 Race W/182-018 Splines




Half radius
half flat track.

Side View 

188-018B -OUTBOARD INNER RACE
(Used for Conversions)
188-018 Race W/196-018 Splines



Half radius
half flat track.

Side View 

186-018D -OUTBOARD INNER RACE
(Used for Foreign Applications)
186-018A Race W/Full Radius Ball Track
Found in Canada



Full radius track
with internal snap
ring groove.

Side View 

188-018C -OUTBOARD INNER RACE
(Used for Foreign Applications)
188-018 Race W/Full Radius Ball Track
Found in Canada






















Full radius track
with internal snap
ring groove.

Side View 

Races

**GENUINE
ROCKFORD
CONSTANT VELOCITY**






















**188-018D
to
194-068A**

<p>188-018D -<u>OUTBOARD INNER RACE</u> <i>(Used for Foreign Applications)</i> 188-018A Race W/Full Radius Ball Track Found in Canada</p>  <p>Full radius track with internal snap ring groove.</p> <p>Side View </p>	<p>193-068 -<u>INBOARD INNER RACE</u> 1988-1989 Mazda 323 1987-1994 Subaru Justy 1989-1994 Suzuki Swift</p>  <p>Double-offset design with external snap ring. (No Groove)</p>
<p>189-018 -<u>OUTBOARD INNER RACE</u> 1987-1990 Acura Legend 1992-1994 Acura Vigor</p>  <p>Half radius half flat track.</p> <p>Side View </p>	<p>194-018 -<u>OUTBOARD INNER RACE</u> 1979-1989 Chevrolet Luv, Spectrum 1984-1987 Dodge Colt, Colt Vista 1981-1989 Isuzu I-Mark, Pickup, Trooper 1984-1988 Mitsubishi Cordia, Tredia 1982-1989 Subaru Brat, Hatchback</p>  <p>Radius track with internal snap ring groove.</p> <p>Side View </p>
<p>189-018A -<u>OUTBOARD INNER RACE</u> 1997-1998 Acura CL 1990-1997 Honda Accord 1990-1996 Honda Prelude</p>  <p>Half radius half flat track.</p> <p>Side View </p>	<p>194-018A -<u>OUTBOARD INNER RACE</u> 1972-1979 Subaru FWD 1972-1984 Subaru 4WD, Brat</p>  <p>Radius track with internal-bottom snap ring groove.</p> <p>Side View </p>
<p>189-068 -<u>INBOARD INNER RACE</u> <i>(Used for Rockford Housings)</i> Replacement Race for 189-70 & 189-70F Inner Joints Mfg. By RCV</p>  <p>Double-offset design with external snap ring. (No Groove)</p>	<p>194-068 -<u>INBOARD INNER RACE</u> 1979-1989 Chevrolet Luv, Spectrum 1984-1991 Dodge Colt, Colt Vista 1989-1990 Eagle Summit 1984-1993 Isuzu I-Mark, Impulse, Trooper 1984-1988 Mitsubishi Cordia, Tredia 1983-1990 Nissan Pulsar, Sentra 1979-1993 Subaru Brat, Hatchback, Loyale 1972-1984 Subaru FWD, 4WD</p>  <p>Double-offset design with external snap ring. (No Groove)</p>
<p>191-018 -<u>OUTBOARD INNER RACE</u> 1991-1995 Acura Legend</p>  <p>Half radius half flat track.</p> <p>Side View </p>	<p>194-068 -<u>LINESHAFT INNER RACE</u> 1989-1990 Mazda MPV 1992-1993 Subaru SVX</p>  <p>Double-offset design with external snap ring. (No Groove)</p>
<p>193-018 -<u>OUTBOARD INNER RACE</u> 1988-1992 Diahatsu Charade 1988-1989 Mazda 323 1987-1994 Subaru Justy</p>  <p>Radius track with internal snap ring groove.</p> <p>Side View </p>	<p>194-068A -<u>INBOARD INNER RACE</u> <i>(Used for Conversions)</i> 194-068 Race W/195-58 Splines</p>  <p>Double-offset design with external snap ring. (No Groove)</p>

Races

**GENUINE
ROCKFORD
CONSTANT VELOCITY**

**194-068B
to
211-018**

<p>194-068B <u>-INBOARD INNER RACE</u> <i>(Used for Conversions)</i> 194-068 Race W/625-58 Splines</p>  <p>Double-offset design with external snap ring. (No Groove)</p>	<p>196-068 <u>-INBOARD INNER RACE</u> 1993-1997 Ford Probe 1985-1989 Honda Civic 1993-1995 Hyundai Elantra 1993-1995 Hyundai Scoupe 1988-1991 Hyundai Sonata 1993-1997 Mazda 626 1993-1997 Mazda MX6 1986-1992 Mazda RX7 1985-1988 Mitsubishi Galant</p>  <p>Double-offset design with external snap ring. (No Groove)</p>
<p>195-018 <u>-OUTBOARD INNER RACE</u> 1987-1991 Dodge Colt, Colt Vista 1989-1990 Eagle Summit 1987-1989 Isuzu I-Mark, Trooper 1991-1994 Mercury Capri 1983-1983 Nissan Pulsar, Sentra 1985-1993 Subaru Loyale, XT</p>  <p>Radius track with internal snap ring groove.</p> <p>Side View </p>	<p>197-018 <u>-OUTBOARD INNER RACE</u> 1989-1994 Subaru Legacy</p>  <p>Half radius half flat track.</p> <p>Side View </p>
<p>195-018A <u>-OUTBOARD INNER RACE</u> 1990-1991 Eagle Talon 1990-1993 Geo Storm 1990-1993 Isuzu Impulse 1990-1996 Mazda MX3, Protégé 1990-1992 Mitsubishi Eclipse, Galant 1988-1990 Nissan Sentra 1990-1991 Plymouth Laser 1992-1997 Subaru SVX</p>  <p>Radius track with internal snap ring groove.</p> <p>Side View </p>	<p>198-018 <u>-OUTBOARD INNER RACE</u> 1989-1990 Subaru Legacy</p>  <p>Half radius half flat track.</p> <p>Side View </p>
<p>195-018B <u>-OUTBOARD INNER RACE</u> <i>(Used for Conversions)</i> 195-018 Race W/625-018 Splines</p>  <p>Radius track with internal snap ring groove.</p> <p>Side View </p>	<p>198-068 <u>-INBOARD INNER RACE</u> 1990-1993 Geo Storm 1985-1989 Honda Civic 1989-1990 Subaru Legacy 1992-1997 Subaru Svx</p>  <p>Double-offset design with external snap ring. (No Groove)</p>
<p>196-018 <u>-OUTBOARD INNER RACE</u> 1995-1998 Chrysler Sebring 1995-1998 Dodge Avenger 1990-1998 Eagle Talon 1993-1997 Ford Probe 1985-1989 Honda Civic 1988-1995 Hyundai Elantra, Scoupe, Sonata 1993-1997 Mazda 626, MX6 1985-1997 Mitsubishi Eclipse, Galant 1990-1994 Plymouth Laser</p>  <p>Radius track with internal snap ring groove.</p> <p>Side View </p>	<p>199-018 <u>-OUTBOARD INNER RACE</u> 1998 Subaru Forester 1993-1997 Subaru Impreza 1990-1998 Subaru Legacy</p>  <p>Half radius half flat track.</p> <p>Side View </p>
<p>196-018A <u>-OUTBOARD INNER RACE</u> 1986-1992 Mazda RX7</p>  <p>Radius track with internal-bottom snap ring groove.</p> <p>Side View </p>	<p>211-018 <u>-OUTBOARD INNER RACE</u> 1978-1983 Dodge Charger 1978-1983 Dodge Omni 1978-1983 Plymouth Duster 1978-1983 Plymouth Horizon 1978-1983 Plymouth Turismo</p>  <p>Radius track with internal-bottom snap ring groove.</p> <p>Side View </p>

Races

**GENUINE
ROCKFORD
CONSTANT VELOCITY**

**211-018A
to
214-018C**

211-018A -OUTBOARD INNER RACE
(Used for Conversions)

215-018 Race W/213-018 Splines



Radius track with
internal-bottom
snap ring groove.

Side View

213-018A -OUTBOARD INNER RACE
(Used for Foreign Applications)

213-018 Race W/30 Teeth
Found in Latin America & the
Caribbean Islands



Radius track with
internal-bottom
snap ring groove.

Side View

212-018 -OUTBOARD INNER RACE

1984-1987 AMC Eagle
1982-1986 Chrysler E, K Body*
1981-1986 Dodge K, L Body*
1981-1986 Plymouth E, K, L Body*



Radius track with
internal-bottom
snap ring groove.

Side View

213-018B -OUTBOARD INNER RACE
(Used for Foreign Applications)

213-018 Race W/32 Teeth
Found in Latin America & the
Caribbean Islands



Radius track with
internal-bottom
snap ring groove.

Side View

212-018A -OUTBOARD INNER RACE
(Used for Foreign Applications)

1984-1989 Chrysler
1986-1991 Ford Tempo
1986-1988 GM
1986-1991 Mercury Topaz
1988-1992 Nissan Tsuru-II
Found in Mexico on Velcon Design Joints
W/24 Teeth



Radius track with
internal-bottom
snap ring groove.

Side View

214-018 -OUTBOARD INNER RACE

1984-1990 Chrysler E, G, H, J Body*
1984-1990 Dodge A, E, G, H, K, P Body*
1995-1997 Dodge/Plymouth Neon
1991-1996 Ford Escort, Tempo
1991-1996 Mercury Topaz, Tracer
1984-1990 Plymouth A, E, K, P Body*



Radius track with
internal-bottom
snap ring groove.

Side View

212-018B -OUTBOARD INNER RACE
(Used for Conversions)

212-018 Race W/213-018 Splines

(Also Used for Foreign Applications)
for converting to Mexican Applications



Radius track with
internal-bottom
snap ring groove.

Side View

214-018A -OUTBOARD INNER RACE

1995-1998 Ford Contour
1995-1998 Mercury Mystique

(Also Used for Conversions)
214-018 Race W/195-018 Splines



Radius track with
internal-bottom
snap ring groove.

Side View

212-018C -OUTBOARD INNER RACE
(Used for Foreign Applications)

Lada Niva 4x4
212-018 Race W/215-018 Splines
Found in Russia



Radius track with
internal-bottom
snap ring groove.

Side View

214-018B -OUTBOARD INNER RACE
(Used for Conversions)

214-018 Race W/625-018 Splines



Radius track with
internal-bottom
snap ring groove.

Side View

213-018 -OUTBOARD INNER RACE

1982-1987 Chrysler E, G, J, K Body*
1981-1987 Dodge E, G, H, K, L, P, S Body*
1986-1997 Nissan 200SX, Sentra, Stanza
1989-1991 Peugeot 405
1981-1987 Plymouth E, K, L, P, S Body*



Radius track with
internal-bottom
snap ring groove.

Side View

214-018C -OUTBOARD INNER RACE
(Used for Foreign Applications)

214-018 Race W/212-018A Splines
for converting to Mexican Applications

























Radius track with
internal-bottom
snap ring groove.

Side View

Races

**GENUINE
ROCKFORD
CONSTANT VELOCITY**



















**214-018D
to
275-018B**

<p>214-018D -<u>OUTBOARD INNER RACE</u> <i>(Used for Foreign Applications)</i> 214-018 Race W/212-018 Splines for converting to Mexican Applications</p>  <p>Radius track with internal-bottom snap ring groove.</p> <p>Side View </p>	<p>216-018 -<u>OUTBOARD INNER RACE</u> 1986-1990 British Sterling 825SL 1987-1998 Chrysler A,C,E,H,NS,S Body* 1989-1991 Chrysler TC By Maserati 1987-1998 Dodge A,C,E,G,H,NS,P,S Body* 1987-1990 Dodge Dakota 1987-1998 Plymouth A,E,K,NS,P,S Body*</p>  <p>Radius track with internal-bottom snap ring groove.</p> <p>Side View </p>
<p>214-018E -<u>OUTBOARD INNER RACE</u> <i>(Used for Foreign Applications)</i> 214-018 Race W/714-018 Splines for converting to Mexican Applications</p>  <p>Radius track with internal-bottom snap ring groove.</p> <p>Side View </p>	<p>216-018A -<u>OUTBOARD INNER RACE</u> 1995-1997 Lincoln Contintial</p>  <p>Radius track with internal-bottom snap ring groove.</p> <p>Side View </p>
<p>214-018F -<u>OUTBOARD INNER RACE</u> <i>(Used for Foreign Applications)</i> 214-018 Race W/715-018 Splines for converting to Mexican Applications</p>  <p>Radius track with internal-bottom snap ring groove.</p> <p>Side View </p>	<p>220-068 -<u>INBOARD INNER RACE</u> 1978-1984 Porsche 928 1987-1989 Mercedes 260E 1988-1989 Mercedes 300CE 1986-1993 Mercedes 300D 1986-1993 Mercedes 300E 1987-1987 Mercedes 300TD 1988-1993 Mercedes 300TE 1995-1995 Mercedes ES300D</p>  <p>Crossgroove design with external snap ring. (No Groove)</p>
<p>214-068 -<u>INBOARD INNER RACE</u> 1992-1994 Ford Tempo 1992-1994 Mercury Topaz</p>  <p>Double-offset design with external snap ring. (No Groove)</p>	<p>275-018 -<u>OUTBOARD INNER RACE</u> 1988-1989 Renault Medallion</p>  <p>Half radius half flat track.</p> <p>Side View </p>
<p>215-018 -<u>OUTBOARD INNER RACE</u> 1983-1990 Chrysler E, H, J Body* 1983-1990 Dodge A, E, G, H, K, L, P Body* 1983-1990 Plymouth A, E, K, L, P Body* <i>Also used on Foreign Applications</i> Lada Samara 4x4 Found in Russia</p>  <p>Radius track with internal-bottom snap ring groove.</p> <p>Side View </p>	<p>275-018A -<u>OUTBOARD INNER RACE</u> 1990-1992 Dodge Monaco 1988-1992 Eagle Premier</p>  <p>Half radius half flat track.</p> <p>Side View </p>
<p>215-018A -<u>OUTBOARD INNER RACE</u> <i>(Used for Conversions)</i> 215-018 Race W/216-018 Splines</p>  <p>Radius track with internal-bottom snap ring groove.</p> <p>Side View </p>	<p>275-018B -<u>OUTBOARD INNER RACE</u> 1988-1990 Audi 80 1988-1990 Audi 90</p>  <p>Half radius half flat track.</p> <p>Side View </p>

Races

**GENUINE
ROCKFORD
CONSTANT VELOCITY**





















**275-018C
to
330-018**

<p>275-018C -OUTBOARD INNER RACE 1992-1998 Honda Civic 1993-1996 Honda Civic Del Sol</p>  <p>Half radius half flat track.</p> <p>Side View </p>	<p>281-018 -OUTBOARD INNER RACE 1997-1999 Ford Expedition 1997-1999 Ford F150 1997-1999 Ford F250 1990-1995 Infinity Q45 1998-1999 Lincoln Navigator 1990-1995 Nissan 300 ZX</p>  <p>Radius track with internal bottom snap ring groove.</p> <p>Side View </p>
<p>275-068 -INBOARD INNER RACE 1988-1990 Audi 80 1988-1990 Audi 90</p>  <p>Crossgroove design with external snap ring. (No Groove)</p>	<p>281-068 -INBOARD INNER RACE 1990-1995 Infinity Q45 1990-1995 Nissan 300 ZX</p>  <p>Double offset design with external snap ring. (No Groove)</p>
<p>275-068A -INBOARD INNER RACE 1992-1994 Volkswagen Eurovan</p>  <p>Crossgroove design with external snap ring. (No Groove)</p>	<p>320-068 -INBOARD INNER RACE 1979-1983 BMW 320</p>  <p>Crossgroove design with external snap ring. (No Groove)</p>
<p>276-018 -OUTBOARD INNER RACE 1992-1998 Honda Civic</p>  <p>Half radius half flat track.</p> <p>Side View </p>	<p>320-068 -LINESHAFT INNER RACE 1989-1992 BMW 525i 1983-1992 BMW 535i 1983-1986 BMW 635Csi 1989-1991 BMW 735iL</p>  <p>Crossgroove design with external snap ring. (No Groove)</p>
<p>276-018A -OUTBOARD INNER RACE 1994-1997 Acura Integra 1993-1996 Honda Civic Del Sol</p>  <p>Half radius half flat track.</p> <p>Side View </p>	<p>320-068A -INBOARD INNER RACE 1984-1985 BMW 318i 1984-1988 BMW 325e</p>  <p>Crossgroove design with external snap ring. (No Groove)</p>
<p>279-018 -OUTBOARD INNER RACE 1995-1997 Acura TL 1994-1996 Honda Accord</p>  <p>Half radius half flat track.</p> <p>Side View </p>	<p>330-018 -OUTBOARD INNER RACE 1986-1991 Yugo GV</p>  <p>Radius track with external snap ring groove.</p> <p>Side View </p>

Races

**GENUINE
ROCKFORD
CONSTANT VELOCITY**



















**330-018A
to
338-018**

<p>330-018A -OUTBOARD INNER RACE Kia Sephia 330-018 Race W/184-018 Spline</p>  <p>Radius track with internal snap ring groove. Side View </p>	<p>335-068A -INBOARD INNER RACE 1985-1987 Audi 4000 1988-1990 Audi 80 1984-1993 VW Cabriolet, Golf, Jetta 1990-1997 VW Corrado, Golf, Jetta, Passat 1984-1988 VW Quantum, Scirocco</p>  <p>Crossgroove design with external snap ring (No Groove)</p>
<p>331-018 -OUTBOARD INNER RACE <i>(Used for Foreign Applications)</i> Fiat Fiorino Found in Costa Rica, Panama, Guatemala & Latin America</p>  <p>Radius track with external snap ring groove. Side View </p>	<p>335-068B -INBOARD INNER RACE 1982-1987 Audi 4000 1983-1984 Volkswagen Quantum</p>  <p>Crossgroove design with external snap ring (No Groove)</p>
<p>335-018 -OUTBOARD INNER RACE 1989-1991 Audi 100 1968-1988 Audi 100LS, 5000 1981-1982 Renault 18 I 1988-1989 Renault Medallion 1979-1993 Saab 900 1985-1993 Saab 9000 1974-1982 Saab 99 1986-1992 Volkswagen Vanagon 1993-1997 Volvo 850</p>  <p>Radius track with external snap ring groove. Side View </p>	<p>336-018 -OUTBOARD INNER RACE 1980-1988 Audi 5000 1983-1989 Itasca Phasar 1983-1992 Winnebago Centauri Van 1983-1992 Winnebago Lasharo</p>  <p>Radius track with external snap ring groove. Side View </p>
<p>335-018A -OUTBOARD INNER RACE 1982-1987 Audi 4000 1984-1993 VW Cabriolet, Golf, Jetta 1992-1997 VW Corrado, Golf, Jetta, Passat 1983-1988 VW Quantum, Scirocco</p>  <p>Radius track with internal snap ring groove. Side View </p>	<p>336-018A -OUTBOARD INNER RACE 1991-1998 Sabb 9000</p>  <p>Radius track with external snap ring groove. Side View </p>
<p>335-018C -OUTBOARD INNER RACE <i>(Used for Conversions)</i> 335-018 Race W/275-018A Splines</p>  <p>Radius track with internal snap ring groove. Side View </p>	<p>336-068 -INBOARD INNER RACE 1980-1991 Audi 100, 5000 1985-1986 BMW 524 1985-1988 BMW 528e/535i/535is 1998-1998 BMW 540i 1985-1988 BMW 635 Csi 1995-1997 BMW 740i 1987-1988 BMW M5/M6 1997-1997 Cadillac Catera 1969-1975 Porsche 911, 930</p>  <p>Crossgroove design with external snap ring (No Groove)</p>
<p>335-068 -INBOARD INNER RACE 1968-1977 Audi 100LS 1977-1979 Audi 5000</p>  <p>Crossgroove design with external snap ring (No Groove)</p>	<p>338-018 -OUTBOARD INNER RACE 1985-1993 Volkswagen Cabriolet 1985-1992 Volkswagen Golf 1984-1992 Volkswagen Jetta 1984-1988 Volkswagen Scirocco</p>  <p>Radius track with internal-bottom snap ring groove. Side View </p>

Races
























**GENUINE
ROCKFORD
CONSTANT VELOCITY**

**339-018
to
534-018**

<p>339-018 -OUTBOARD INNER RACE 1992-1996 Volkswagen Corrado 1995-1997 Volkswagen Golf 1995-1997 Volkswagen Jetta 1990-1997 Volkswagen Passat</p>  <p>Radius track with internal-bottom snap ring groove.</p> <p>Side View </p>	<p>440-018 -OUTBOARD INNER RACE 1983-1997 Buick A, C, E, H, J, N Body* 1985-1995 Cadillac C, E, J, K, V Body* 1983-1996 Chevrolet A, J, L, U Body* 1991-1997 Chrysler J, JA, LH, Y Body* 1991-1997 Dodge C, G, JA, LH, P Body* 1993-1997 Eagle Vision 1983-1997 Olds A, C, E, H, J, N, U Body* 1991-1997 Plymouth JA, P Body* 1983-1998 Pontiac A, H, J, N, P, U Body*</p>  <p>Radius track with external snap ring groove.</p> <p>Side View </p>
<p>419-068 -LINESHAFT INNER RACE 1990-1991 Chevrolet Astro Van 1985-1990 Ford Bronco II 1985-1990 Ford Ranger 1990-1991 GMC Safari Van 1984-1988 Jeep Cherokee 1984-1988 Jeep Wagoneer</p>  <p>Double-offset design with external snap ring. (No Groove)</p>	<p>440-018A -OUTBOARD INNER RACE 1993-1993 Cadillac Allante 1994-1997 Cadillac Concourse 1993-1997 Cadillac Eldorado 1993-1997 Cadillac Seville 1998-1998 Oldsmobile Intrigue 1997-1998 Pontiac Grand Prix</p>  <p>Radius track with external snap ring groove.</p> <p>Side View </p>
<p>420-068 -LINESHAFT INNER RACE 1989-1990 Ford Bronco II 1989-1990 Ford Ranger</p>  <p>Double-offset design with external snap ring. (No Groove)</p>	<p>440-018B -OUTBOARD INNER RACE <i>(Used for Conversions)</i> 440-018 Race W/815-018 Splines</p>  <p>Radius track with external snap ring groove.</p> <p>Side View </p>
<p>421-068 -LINESHAFT INNER RACE 1992-1997 Chevrolet Astro Van 1994-1995 Chevrolet Camaro 1992-1997 GMC Safari Van 1991-1998 Oldsmobile Bravada 1994-1995 Pontiac Firebird</p>  <p>Crossgroove design with external snap ring groove.</p>	<p>440-018C -OUTBOARD INNER RACE <i>(Used for Foreign Applications)</i> 440-018 Race W/714-018 Splines for converting to Mexican Applications</p>  <p>Radius track with internal-bottom snap ring groove.</p> <p>Side View </p>
<p>424-068 -LINESHAFT INNER RACE 1995-1997 Jeep Grand Cherokee</p>  <p>Crossgroove design with external snap ring. (No Groove)</p>	<p>440-068 -INBOARD INNER RACE 1985-1987 Buick Skyhawk 1985-1988 Cadillac Cimarron 1987-1991 Chevrolet Beretta 1985-1991 Chevrolet Cavalier 1987-1991 Chevrolet Corsica 1985-1986 Oldsmobile Firenza 1987-1991 Pontiac Grand Am 1985-1991 Pontiac Sunbird</p>  <p>Crossgroove design with external snap ring groove.</p>
<p>427-018 -LINESHAFT INNER RACE 1997-1998 Ford Explorer</p>  <p>Crossgroove design with external snap ring. (No Groove)</p>	<p>534-018 -OUTBOARD INNER RACE 1990-1991 Toyota Camry 1990-1993 Toyota Celica</p>  <p>Radius track with internal-bottom snap ring groove.</p> <p>Side View </p>

**GENUINE
ROCKFORD
CONSTANT VELOCITY**



















**536-018
to
626-018**

<p>536-018 <u>-OUTBOARD INNER RACE</u> 1990-1991 1983-1991 1986-1998 <i>Toyota Celica</i> <i>Toyota Corolla</i> 1985-1986</p>  <p>Radius track with internal-bottom snap ring groove. Side View </p>	<p>615-018 <u>-OUTBOARD INNER RACE</u> <i>Chevrolet Sprint</i> 1985-1986 1988-1988 <i>Subaru Justy</i></p>  <p>Radius track with internal snap ring groove. Side View </p>
<p>537-018 <u>-OUTBOARD INNER RACE</u> 1990-1993 <i>Toyota Celica</i> 1984-1992 <i>Toyota Corolla</i> 1986-1986 <i>Toyota MR2</i> 1992-1997 <i>Toyota Paseo</i> 1987-1990 <i>Toyota Tercel</i></p>  <p>Radius track with internal-bottom snap ring groove. Side View </p>	<p>616-018 <u>-OUTBOARD INNER RACE</u> <u>(Used for Foreign Applications)</u> <i>Found in Japan & The Far East</i></p>  <p>Radius track with internal-bottom snap ring groove. Side View </p>
<p>538-018 - 1986-1993 <i>Toyota Supra</i></p>  <p>Radius track with internal-bottom snap ring groove. Side View </p>	<p>619-018 <u>-OUTBOARD INNER RACE</u> <i>Kia Sephia</i></p>  <p>Radius track with internal snap ring groove. Side View </p>
<p>539-018 <u>-OUTBOARD INNER RACE</u> 1984-1987 1983-1987 <i>Mitsubishi Starion</i> <i>Toyota Celica</i> 1983-1993 1980-1985 <i>Toyota Supra</i></p>  <p>Radius track with internal-bottom snap ring groove. Side View </p>	<p>621-018 <u>-OUTBOARD INNER RACE</u> <i>Kia Pride</i> <i>Found in</i> <u><i>Mario get information on this from the customers who have bought</i></u></p>  <p>Radius track with internal snap ring groove. Side View </p>
<p>541-018 <u>-OUTBOARD INNER RACE</u> 1995-1997</p>  <p>Radius track with internal-bottom snap ring groove. Side View </p>	<p>625-018 <u>-OUTBOARD INNER RACE</u> 1993-1996 <i>Dodge Colt</i> 1992-1996 <i>Eagle Summit, Talon</i> 1990-1993 <i>Geo Storm</i> 1990-1992 <i>Isuzu Impulse</i> 1995-1997 <i>Kia Sephia</i> 1990-1994 <i>Mazda Protege</i> 1989-1996 <i>Mitsubishi Galant, Mirage</i> 1992-1994 <i>Plymouth Laser</i></p>  <p>Radius track with internal snap ring groove. Side View </p>
<p>550-068 <u>-INBOARD INNER RACE</u> 1993-1997 <i>Lexus GS300</i> 1990-1991 <i>Lexus LS400</i> 1992-1997 <i>Lexus SC300</i> 1992-1997 <i>Lexus SC400</i></p>  <p>Cross-groove design with external snap ring. (No Groove)</p>	<p>626-018 - 1985-1987 <i>Dodge Colt Vista</i> <i>Ford Probe</i> 1988-1994 1983-1992 <i>Mazda 626, B2600, MX6</i> <i>Mitsubishi Cordia, Galant, Tredia</i> 1987-1993 1985-1991 <i>Subaru Loyale, XT</i></p>  <p>Radius track with internal snap ring groove. Side View </p>

Races

**GENUINE
ROCKFORD
CONSTANT VELOCITY**
























**626-018A
to
630-068**

<p>626-018A-OUTBOARD INNER RACE</p>  <p>Radius track with internal-bottom snap ring groove. Side View </p> <p>1995-1998 Chrysler Sebring 1987-1993 Dodge Colt Vista, D-50, Raider 1992-1993 Eagle Summit 1991-1992 Infinity G20 1989-1995 Mazda MPV 1992-1997 Mitsubishi Eclipse, Expo, Galant 1986-1994 Nissan NX, Sentra, Stanza 1986-1987 Subaru Xt 1986-1989 Toyota Celica</p>	<p>627-018A -OUTBOARD INNER RACE</p>  <p>Radius track with internal-bottom snap ring groove. Side View </p> <p>1993-1996 Nissan Altima</p>
<p>626-018B -INBOARD INNER RACE <i>(Used for Foreign Applications)</i> 626-018 Race W/212-018A Splines for converting to Mexican Applications</p>  <p>Radius track with internal-bottom snap ring groove. Side View </p>	<p>627-068 -INBOARD INNER RACE</p>  <p>Double-offset design with external snap ring. (No Groove)</p> <p>1988-1997 Ford Probe 1988-1997 Mazda 626 1988-1997 Mazda MX6</p>
<p>626-068 -INBOARD INNER RACE</p>  <p>Double-offset design with external snap ring. (No Groove)</p> <p>1984-1987 Dodge Conquest 1983-1984 Mazda 626 1991-1994 Mercury Capri 1983-1987 Mitsubishi Starion 1983-1985 Toyota Celica 1983-1993 Toyota Cressida 1980-1985 Toyota Supra</p>	<p>628-018 -OUTBOARD INNER RACE</p>  <p>Radius track with internal snap ring groove. Side View </p> <p>1994-1995 Honda Passport 1990-1994 Isuzu Amigo 1989-1995 Isuzu Pup 1991-1995 Isuzu Rodeo 1988-1991 Isuzu Trooper</p>
<p>626-068A -INBOARD INNER RACE</p>  <p>Double-offset design with external snap ring. (No Groove)</p> <p>1982-1993 Dodge Colt Vista, D-50, Raider 1988-1992 Ford Probe 1988-1994 Hyundai Sonata 1991-1992 Infinity G20 1984-1992 Mazda 626, B2600, MX6 1983-1988 Mitsubishi Cordia, Galant, Tredia 1986-1994 Nissan Axxess, NX, Sentra 1985-1994 Subaru Legacy, Loyale, XT 1986-1989 Toyota Celica</p>	<p>628-068 -INBOARD INNER RACE</p>  <p>Double-offset design with external snap ring. (No Groove)</p> <p>1994-1995 Honda Passport 1990-1994 Isuzu Amigo 1989-1995 Isuzu Pup 1991-1995 Isuzu Rodeo 1988-1991 Isuzu Trooper</p>
<p>626-068B -INBOARD INNER RACE</p>  <p>Double-offset design with external snap ring. (No Groove)</p> <p>1989-1995 Mazda MPV</p>	<p>630-018 -OUTBOARD INNER RACE</p>  <p>Radius track with internal-bottom snap ring groove. Side View </p> <p>1991-1992 Dodge Stealth 1991-1992 Mitsubishi 3000 GT 1991-1996 Mitsubishi Diamante 1989-1990 Mitsubishi Sigma</p>
<p>627-018 -OUTBOARD INNER RACE</p>  <p>Radius track with internal snap ring groove. Side View </p> <p>1988-1991 Dodge Colt Vista 1991-1992 Dodge Stealth 1988-1997 Ford Probe 1989-1994 Hyundai Sonata 1988-1997 Mazda 626, MX6 1994-1997 Mazda Millenia 1991-1992 Mitsubishi 3000 GT 1988-1988 Mitsubishi Sigma 1988-1991 Subaru XT</p>	<p>630-068 -INBOARD INNER RACE</p>  <p>Double-offset design with external snap ring. (No Groove)</p> <p>1989-1990 Mitsubishi Sigma</p>

Races

**GENUINE
ROCKFORD
CONSTANT VELOCITY**


















**700-018
to
712-068**

<p>700-018 -OUTBOARD INNER RACE 1967-1978 Cadillac Eldorado 1973-1979 GMC Motor Home 1967-1978 Oldsmobile Toronado</p>  <p>Radius track with external snap ring groove.</p> <p>Side View </p>	<p>712-018A -OUTBOARD INNER RACE <i>(Used for Aftermarket Housings)</i> 1979-1995 Domestic Imports 1973-1983 Honda 1987-1997 Hyundai, Suzuki 1981-1994 Mazda, Mitsubishi 1980-1989 Subaru Replaces races used in GCK & Lobro Aftermarket Joints W/183-018, 184-018 or 185-018B Splines</p>  <p>Radius track with internal snap ring groove.</p> <p>Side View </p>
<p>711L-018 -OUTBOARD INNER RACE <i>(Used for Foreign Applications) - Special Orders Only</i> Found in Japan</p>  <p>Radius track with internal snap ring groove.</p> <p>Side View </p>	<p>712-018B -OUTBOARD INNER RACE <i>(Used for Aftermarket Housings)</i> 1985-1993 Subaru Replaces races used in GCK & Lobro Aftermarket Joints W/195-018 Splines</p>  <p>Radius track with internal snap ring groove.</p> <p>Side View </p>
<p>711L-018A -OUTBOARD INNER RACE <i>(Used for Foreign Applications)</i> Found in <u>Mario get information on this from the customers who have bought them.</u></p>  <p>Radius track with internal-bottom snap ring groove.</p> <p>Side View </p>	<p>712-018C -OUTBOARD INNER RACE <i>(Used for Aftermarket Housings)</i> 1982-1990 Nissan Replaces races used in GCK & Lobro Aftermarket Joints W/164-018 Splines</p>  <p>Radius track with internal-bottom snap ring groove.</p> <p>Side View </p>
<p>710-018 -OUTBOARD INNER RACE <i>(Used for Foreign Applications)</i> Daewoo Tico Found in Latin America</p>  <p>Radius track with external snap ring groove.</p> <p>Side View </p>	<p>712-018D -OUTBOARD INNER RACE <i>(Used for Aftermarket Housings)</i> 1969-1979 Fiat 1986-1991 Yugo Replaces races used in GCK & Lobro Aftermarket Joints W/330-018 Splines</p>  <p>Radius track with external snap ring groove.</p> <p>Side View </p>
<p>711-018 -OUTBOARD INNER RACE <i>(Used for Foreign Applications)</i> Ford Festiva(English) Found in England and some Caribbean Islands</p>  <p>Radius track with external snap ring groove.</p> <p>Side View </p>	<p>712-018E -OUTBOARD INNER RACE <i>(Used for Aftermarket Housings)</i> 1984-1993 Toyota Replaces races used in GCK & Lobro Aftermarket Joints W/537-018 Splines</p>  <p>Radius track with internal-bottom snap ring groove.</p> <p>Side View </p>
<p>712-018 -OUTBOARD INNER RACE 1978-1980 Ford Fiesta 1988-1988 Pontiac Lemans 1988-1988 Pontiac Optima 1976-1983 Renault LeCar</p>  <p>Radius track with external snap ring groove.</p> <p>Side View </p>	<p>712-068 -INBOARD INNER RACE 1978-1980 Ford Fiesta</p>  <p>Crossgroove design with external snap ring. (No Groove)</p>

Races

**GENUINE
ROCKFORD
CONSTANT VELOCITY**























**712-068A
to
714-018B**

<p>712-068A -INBOARD INNER RACE 1988-1993 Pontiac Lemans 1988-1993 Pontiac Optima</p>  <p>Crossgroove design with external snap ring groove.</p>	<p>713-068A -INBOARD INNER RACE 1981-1981 Ford Escort 1981-1981 Ford EXP 1981-1981 Mercury LN7 1981-1981 Mercury Lynx</p>  <p>Double-offset design with external snap ring. (No Groove)</p>
<p>712-068B -INBOARD INNER RACE 1988-1993 Pontiac Lemans 1988-1993 Pontiac Optima</p>  <p>Crossgroove design with external snap ring groove.</p>	<p>713-068B -INBOARD INNER RACE <i>(Used for Rockford Housings)</i> Replacement Race for 188-70F, 188-70H & 188-70L Inner Joints Mfg. By RCV</p>  <p>Double-offset design with external snap ring. (No Groove)</p>
<p>712-068D -INBOARD INNER RACE <i>(Used for Foreign Applications)</i> GM "J" Body (Camyra) Found in Australia</p>  <p>Crossgroove design with external snap ring groove.</p>	<p>713-068C -INBOARD INNER RACE <i>(Used for Rockford Housings)</i> Replacement Race for 186-70L Inner Joints Mfg. By RCV</p>  <p>Double-offset design with external snap ring. (No Groove)</p>
<p>713-018 -OUTBOARD INNER RACE 1990-1991 Ford Aero Star 1981-1990 Ford Escort 1981-1990 Ford EXP 1984-1991 Ford Tempo 1981-1984 Mercury LN7 1981-1987 Mercury Lynx 1984-1991 Mercury Topaz</p>  <p>Radius track with internal-bottom snap ring groove.</p> <p>Side View </p>	<p>714-018 -OUTBOARD INNER RACE 1992-1994 AM-General Hummer 1993-1998 Ford Contour, Probe, Windstar 1983-1985 Ford Escort, Topaz, Tempo 1988-1997 Ford Taurus, Thunderbird 1984-1992 Jeep Cherokee, Wagoneer 1988-1992 Lincoln Continental 1993-1997 Mazda 626, MX6 1988-1998 Mercury Cougar, Mystique, Sable 1990-1996 Toyota Camry</p>  <p>Radius track with internal-bottom snap ring groove.</p> <p>Side View </p>
<p>713-018A -OUTBOARD INNER RACE 1979-1982 Fiat Strada</p>  <p>Radius track with internal-bottom snap ring groove.</p> <p>Side View </p>	<p>714-018A -OUTBOARD INNER RACE <i>(Used for Foreign Applications)</i> 1993-1998 Nissan Sentra 1993-1998 Nissan Sunny 1993-1998 Nissan Tsuru Found in Mexico</p>  <p>Radius track with internal-bottom snap ring groove.</p> <p>Side View </p>
<p>713-068 -INBOARD INNER RACE 1982-1990 Ford Escort 1982-1990 Ford EXP 1984-1991 Ford Tempo 1982-1984 Mercury LN7 1982-1987 Mercury Lynx 1984-1991 Mercury Topaz</p>  <p>Double-offset design with external snap ring. (No Groove)</p>	<p>714-018B -OUTBOARD INNER RACE <i>(Used for Foreign Applications)</i> 714-018 Race W/213-018 Splines for converting to Mexican Applications</p>  <p>Radius track with internal-bottom snap ring groove.</p> <p>Side View </p>

Races

**GENUINE
ROCKFORD
CONSTANT VELOCITY**

















**714-018C
to
745-018**

<p>714-018C -<u>OUTBOARD INNER RACE</u> <i>(Used for Foreign Applications)</i> 714-018 Race W/626-018 Splines for converting Mexican Applications</p>  <p>Radius track with internal snap ring groove.</p> <p>Side View </p>	<p>715-018C -<u>OUTBOARD INNER RACE</u> <i>(Used for Conversions)</i> 715-018 Race W/214-018 Splines</p>  <p>Radius track with internal-bottom snap ring groove.</p> <p>Side View </p>
<p>714-068 -<u>INBOARD INNER RACE</u> 1992-1994 AM-General Hummer 1984-1985 Ford Escort 1984-1985 Ford EXP 1983-1985 Ford Tempo 1995-1995 Ford Windstar 1984-1985 Mercury Lynx 1983-1985 Mercury Topaz</p>  <p>Double offset design with external snap ring. (No Groove)</p>	<p>715-018D -<u>OUTBOARD INNER RACE</u> <i>(Used for Foreign Applications)</i> 715-018 Race W/714-018 Splines for converting Mexican applications</p>  <p>Radius track with internal-bottom snap ring groove.</p> <p>Side View </p>
<p>714-068A -<u>INBOARD INNER RACE</u> 1992-1994 Ford Tempo 1992-1994 Mercury Topaz</p>  <p>Double offset design with external snap ring. (No Groove)</p>	<p>716-018 -<u>OUTBOARD INNER RACE</u> 1989-1997 Ford Thunderbird 1989-1997 Mercury Cougar</p>  <p>Radius track with internal-bottom snap ring groove.</p> <p>Side View </p>
<p>715-018 -<u>OUTBOARD INNER RACE</u> 1991-1993 Chrysler Lebaron 1991-1995 Dodge Caravan, Dynasty, Spirit 1994-1997 Ford Aero Star 1986-1994 Ford Taurus, Tempo 1986-1994 Mercury Sable, Topaz 1991-1995 Plymouth Acclaim, Voyager 1988-1991 Toyota Camry</p>  <p>Radius track with internal-bottom snap ring groove.</p> <p>Side View </p>	<p>717-018 -<u>OUTBOARD INNER RACE</u> 1990-1994 Ford Aero Star</p>  <p>Radius track with internal-bottom snap ring groove.</p> <p>Side View </p>
<p>715-018A -<u>OUTBOARD INNER RACE</u> 1992-1995 Ford Taurus 1994-1994 Mercury Sable</p>  <p>Radius track with internal-bottom snap ring groove.</p> <p>Side View </p>	<p>719-018 -<u>OUTBOARD INNER RACE</u> 1993-1997 Jeep Grand Cherokee 1993-1993 Jeep Grand Wagoneer</p>  <p>Radius track with internal-bottom snap ring groove.</p> <p>Side View </p>
<p>715-018B -<u>OUTBOARD INNER RACE</u> 1994-1997 Ford Aerostar 715-018 Race W/717-018 Splines</p>  <p>Radius track with internal-bottom snap ring groove.</p> <p>Side View </p>	<p>745-018 -<u>OUTBOARD INNER RACE</u> 1992-1996 Volkswagen Eurovan</p>  <p>Radius track with internal-bottom snap ring groove.</p> <p>Side View </p>

Races

**GENUINE
ROCKFORD
CONSTANT VELOCITY**

**745-018A
to
815-018**

<p>745-018A -OUTBOARD INNER RACE</p>  <p>1992-1994 Audi 100 1993-1995 Audi 90 1995-1997 Audi A6 1992-1994 Audi S4 1995-1997 Audi S6 1990-1994 Audi V8 Quattro</p> <p>Radius track with internal-bottom snap ring groove.</p> <p>Side View </p>	<p>813-018 -OUTBOARD INNER RACE</p>  <p>1979-1980 Audi 4000/4000s 1975-1979 Audi Fox 1974-1981 Volkswagen Dasher 1980-1980 Volkswagen Jetta 1974-1980 Volkswagen Pickup 1974-1980 Volkswagen Rabbit 1979-1980 Volkswagen Scirocco</p> <p>Radius track with external snap ring groove.</p> <p>Side View </p>
<p>804-068 -INBOARD INNER RACE</p>  <p>1987-1992 BMW 318i 1987-1991 BMW 320i 1987-1991 BMW 320is 1985-1995 BMW 325i 1996-1997 BMW 328i 1987-1991 BMW M3</p> <p>Crossgroove design with external snap ring. (No Groove)</p>	<p>813-018A -OUTBOARD INNER RACE</p>  <p>1980-1985 Audi 4000 1987-1992 Volkswagen Fox 1985-1992 Volkswagen Golf 1981-1992 Volkswagen Jetta 1981-1984 Volkswagen Pickup 1982-1985 Volkswagen Quantum 1981-1984 Volkswagen Rabbit 1981-1988 Volkswagen Scirocco</p> <p>Radius track with internal-bottom snap ring groove.</p> <p>Side View </p>
<p>804-068 -LINESHAFT INNER RACE</p>  <p>1987-1992 BMW 735i 1988-1989 BMW 735iL 1988-1991 BMW 750iL 1991-1994 BMW M5 1988-1991 Toyota Camry</p> <p>Crossgroove design with external snap ring. (No Groove)</p>	<p>813-068 -INBOARD INNER RACE</p>  <p>1979-1985 Audi 4000 1975-1979 Audi Fox 1979-1982 Fiat Strada 1991-1997 Ford Aero Star 1974-1981 Volkswagen Dasher 1980-1992 Volkswagen Fox, Golf, Jetta 1974-1984 Volkswagen Pickup, Rabbit 1979-1988 Volkswagen Quantum, Scirocco</p> <p>Crossgroove design with external snap ring. (No Groove)</p>
<p>804-068C -INBOARD INNER RACE</p> <p>1980-1992 Volkswagen Vanagon</p>  <p>Crossgroove design with external snap ring. (No Groove)</p>	<p>814-068 -INBOARD INNER RACE</p> <p>1966-1979 Volkswagen Transporter 1980-1992 Volkswagen Vanagon</p>  <p>Crossgroove design with external snap ring. (No Groove)</p>
<p>808-068 -LINESHAFT INNER RACE</p> <p>1993-1994 BMW 740i 1993-1994 BMW 740iL 1990-1996 Nissan 300ZX</p>  <p>Crossgroove design with external snap ring. (No Groove)</p>	<p>814-068A -INBOARD INNER RACE</p> <p>1985-1990 Mercury Merkur</p>  <p>Crossgroove design with external snap ring. (No Groove)</p>
<p>812-068 -INBOARD INNER RACE</p> <p>1966-1968 Porsche 912 1969-1976 Porsche 914 1966-1979 Volkswagen Beetle</p>  <p>Crossgroove design with external snap ring. (No Groove)</p>	<p>815-018 -OUTBOARD INNER RACE</p> <p>1979-1985 Buick Riviera 1980-1985 Cadillac Eldorado, Seville 1982-1996 Chevrolet Blazer, S10 1991-1993 Dodge Dakota 1982-1996 GMC Jimmy, S15 1991-1993 GMC Syclone, Typhoon 1991-1996 Oldsmobile Bravada 1980-1985 Oldsmobile Toronado</p>  <p>Radius track with external snap ring groove.</p> <p>Side View </p>

Races

**GENUINE
ROCKFORD
CONSTANT VELOCITY**


**815-018A
to
915-018C**

815-018A -OUTBOARD INNER RACE

1979-1979 Cadillac Eldorado
1979-1979 Oldsmobile Toronado



Radius track with
internal snap ring
groove.


Side View 

817-018A -OUTBOARD INNER RACE

1998-1999 Chevrolet 2500
1998-1999 Chevrolet 3500



Radius track with
external snap ring
groove.

Side View 

815-018B -OUTBOARD INNER RACE

1985-1994 Buick Electra, Park Ave., Regal
1985-1986 Cadillac Deville, Fleetwood
1990-1995 Chevrolet Lumina, Monte Carlo
1985-1994 Oldsmobile 98, Cutlass Supreme
1988-1995 Pontiac Grand Prix



Radius track with
external snap ring
groove.

Side View 

914-018 -OUTBOARD INNER RACE

1991-1993 Saturn Coupe



Radius track with
external snap ring
groove.


Side View 

**815-018C -OUTBOARD INNER RACE
(Used for Conversions)**

815-018 Race W/174-018 Splines



Radius track with
internal-bottom
snap ring groove.

Side View 

915-018 -OUTBOARD INNER RACE

1985-1988 Chevrolet Nova
1984-1994 Chrysler A,C,E,G,H,J,K,P Body*
1989-1997 Geo Prizm
1982-1995 GM A,J,L,N,P,W,X Body*
1988-1993 Pontiac Lemans, Optima
1994-1995 Saturn Coupe
1987-1997 Toyota Corolla



Radius track with
external snap ring
groove.

Side View 

**815-018M -OUTBOARD INNER RACE
(Oversized - Special Orders Only)**

815-018 Race with +.002 larger pin to pin
dimension.
This race creates a tighter fit for polished
 housings



Radius track with
external snap ring
groove.


Side View 

**915-018A -OUTBOARD INNER RACE
(Used for Foreign Applications)**

915-018 Race W/212-018A Splines
for converting to Mexican Applications



Radius track with
internal-bottom
snap ring groove.

Side View 

816-018 -OUTBOARD INNER RACE

1992-1999 Chevrolet 1500
1988-1997 Chevrolet 2500
1990-1996 Chevrolet Astro
1998-1999 Chevrolet Suburban
1990-1996 GMC Safari



Radius track with
external snap ring
groove.


Side View 

**915-018B -OUTBOARD INNER RACE
(Used for Conversions)**

915-018 Race W/626-018 Splines



Radius track with
internal-bottom
snap ring groove.

Side View 

817-018 -OUTBOARD INNER RACE

1988-1997 Chevrolet 2500
1988-1997 Chevrolet 3500



Radius track with
external snap ring
groove.


Side View 

**915-018C -OUTBOARD INNER RACE
(Used for Foreign Applications)**

915-018 Race W/212-018 Splines
for converting to Mexican Applications



Radius track with
internal-bottom
snap ring groove.

Side View 

Races


**GENUINE
ROCKFORD
CONSTANT VELOCITY**

**915-068
to
1250-018**

915-018D -OUTBOARD INNER RACE
(Used for Foreign Applications)
915-018 Race W/714-018 Splines
for converting to Mexican Applications




Radius track with
internal-bottom
snap ring groove.

Side View 

989-018 -OUTBOARD INNER RACE
(Used for Foreign Applications)
Fiat Fiorino
Found in Caribbean Islands




Radius track with
external snap ring
groove.

Side View 

915-018F -OUTBOARD INNER RACE
1996-1997 Chevrolet Beretta
1996-1997 Chevrolet Cavalier
1996-1997 Chevrolet Corsica
1996-1997 Pontiac Sunfire



Radius track with
internal snap ring
groove.

Side View 

990-018 -OUTBOARD INNER RACE
(Used for Foreign Applications)
1996-1997 Honda Civic
Found in Caribbean Islands



Radius track with
internal snap ring
groove.

Side View 

915-018M -OUTBOARD INNER RACE
(Oversized - Special Orders Only)
815-018 Race with +.002 larger pin to pin
dimension.
This race creates a tighter fit for polished
 housings



Radius track with
external snap ring
groove.

Side View 

991-018 -OUTBOARD INNER RACE
(Used for Foreign Applications)
Seat (Made in Spain)
Found in Caribbean Islands



Radius track with
external snap ring
groove.

Side View 

915-068 -INBOARD INNER RACE
1980-1984 Buick Century, Skyhawk, Skylark
1982-1983 Cadillac Cimarron
1980-1984 Chevy Cavalier, Celebrity, Citation
1980-1984 Olds Ciera, Firenza, Omega
1980-1984 Pontiac 2000, 6000, Phoenix



Double-offset design
with external snap
ring groove.

1100-018 -CONVEL INNER RACE
Used For Industrial Size Equipment



Radius track w/o
snap ring groove
(Uses Bolt & Washer)

Side View 

915-068A -INBOARD INNER RACE
(Used for Conversions)
915-068 Race W/440-068 Splines



Double-offset design
with external snap
ring groove.

1200-018 -CONVEL INNER RACE
Used For Industrial Size Equipment



Radius track w/o
snap ring groove
(Uses Bolt & Washer)

Side View 

944-068 -INBOARD INNER RACE
1977-1988 Porsche 924
1977-1988 Porsche 924S
1982-1992 Porsche 944



Cross-groove design
with external snap
ring. (No Groove)

1250-018 -CONVEL INNER RACE
Used For Industrial Size Equipment



Radius track w/o
snap ring groove
(Uses Bolt & Washer)

Side View 

Races

SPECIALITY RACES

GENUINE ROCKFORD CONSTANT VELOCITY

RCV RACE
STANDARD

RCV OVERSIZED RACE
+.010 TRACKS

RCV OVERSIZED RACE
+.020 TRACKS

212-018		212-018X20
212-018A	212-018AX10	212-018AX20
213-018		213-018x20
216-018		216-018X20
335-018A		335-018AX20
335-068A		335-068AX20
440-018		440-018X20
625-018		625-018x20
627-018		627-018X20
712-018		712-018X20
714-018	714-018X10	714-018X20
714-018A	714-018AX10	714-018AX20
813-018		813-018X20
813-018A		813-018AX20
814-068		814-068X20
815-018		815-018X20
816-018		816-018X20

NEW RACE NOTES:

APPLICATIONS

**OUTSIDE
DIAMETER**

NO. TEETH

HEIGHT

**SNAP RING
DESIGN**

PLEASE NOTIFY TECHNICAL DEPT. OF NEW APPLICATIONS AND PLEASE
TRY TO SUPPLY THE CRITICAL INFORMATION ABOVE.
PHONE (815)-962-1411 - FAX (815)-962-4857